

LLE-520

High Performance Microwave Coax Cable

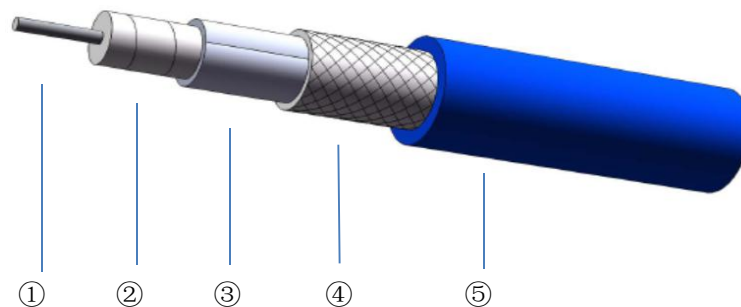
Product Description

Superlink LLE series is a cost-effective low loss cable. Compared to traditional foam PE cables, LLE cables offer higher operation temperature range, lower loss and better RF shielding effectiveness. These features make LLE cable the best choice for wireless application like GPS, Cellular and satellite.

Feature & Benefit

- 76%Vp LD PTFE+AL Foil
- Great bending performance

Product Structure



	①Center Conductor	②Dielectric	③Outer Conductor	④Outer shield	⑤Jacket
Material	SPC	LD PTFE	AL-foil	SPC	FEP
Size (mm)	1.45±0.03	4.30±0.05	4.38±0.08	4.78±0.10	5.20±0.15

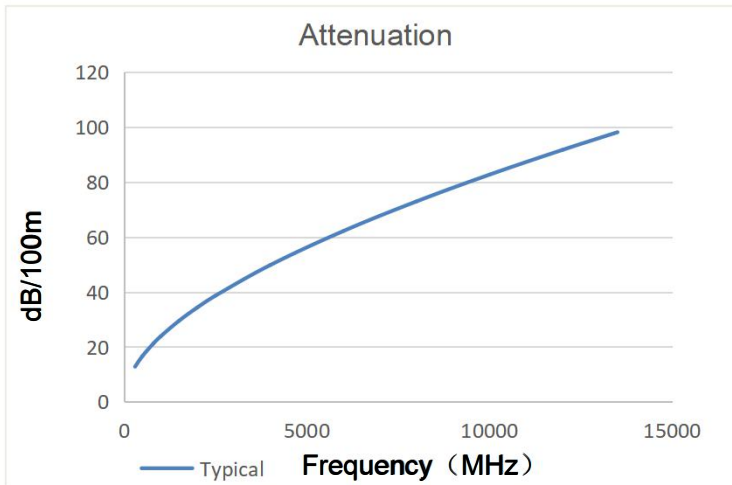
Specifications

Impedance	50Ω
Operation Frequency	13.5GHz
Velocity of Propagation	76%
Shielding Effectiveness	90dB
Voltage Withstand	1500V,DC
Time Delay	4.38ns/m
Phase Stability(Bending)	±5° 13.5GHz
Amplitude Stability	±0.10dB 13.5GHz
Bend Radius:repeated	52mm
Bend Radius:installation	20mm
Weight	60g/m
Temp, Operating&Installation	-55~155°C
Temp,Storage	-65~155°C

The rights of technical information provided on the sheet belongs to Superlink. Contents cannot provided to other third-companies without permission.

Shenzhen Superlink Technology Co.,Ltd
 Website: www.slkcorp.com
 Tel: +86 755-89814648

Attenuation (Typical@25°C VSWR=1.0)



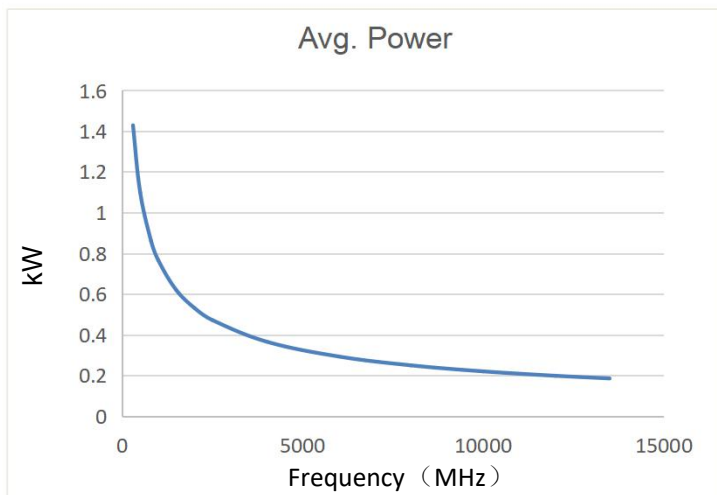
Frequency(MHz)	Attenuation (dB/100m)
300	12.8
500	16.6
800	21.2
1000	23.8
1500	29.4
2000	34.3
2500	38.6
4000	49.8
6000	62.1
8000	72.9
10000	82.7
12000	91.7
13500	98.1

$$K1= 0.718000$$

$$K2= 0.001088$$

$$\text{Attenuation}=K1* \sqrt{F}+K2*F$$

Power (40°C VSWR=1.0 Sea Level)



Frequency(MHz)	Avg.Power (kW)
300	1.428
500	1.098
800	0.861
1000	0.766
1500	0.619
2000	0.532
2500	0.472
4000	0.366
6000	0.293
8000	0.250
10000	0.220
12000	0.199
13500	0.186

Ver A-1